

LANDING PLACE

GOODWYN BUILDING CO.

Montgomery's Hometown Builder



The Windsor \$240,900



The Aspen \$245,900



The Willow \$248,300



The Palmetto \$250,900



The Cottonwood \$252,900



The Savannah \$254,900



The Sawgrass \$255,500



The Sweetbay \$256,100



The Birch \$256,500



The Magnolia \$262,300

✓ **\$0 DOWN FINANCING AVAILABLE**

VIEW ALL PLANS &
NEIGHBORHOODS AT
www.goodwynbuilding.com



Philip Goodwyn

Philip@GoodwynBuilding.com

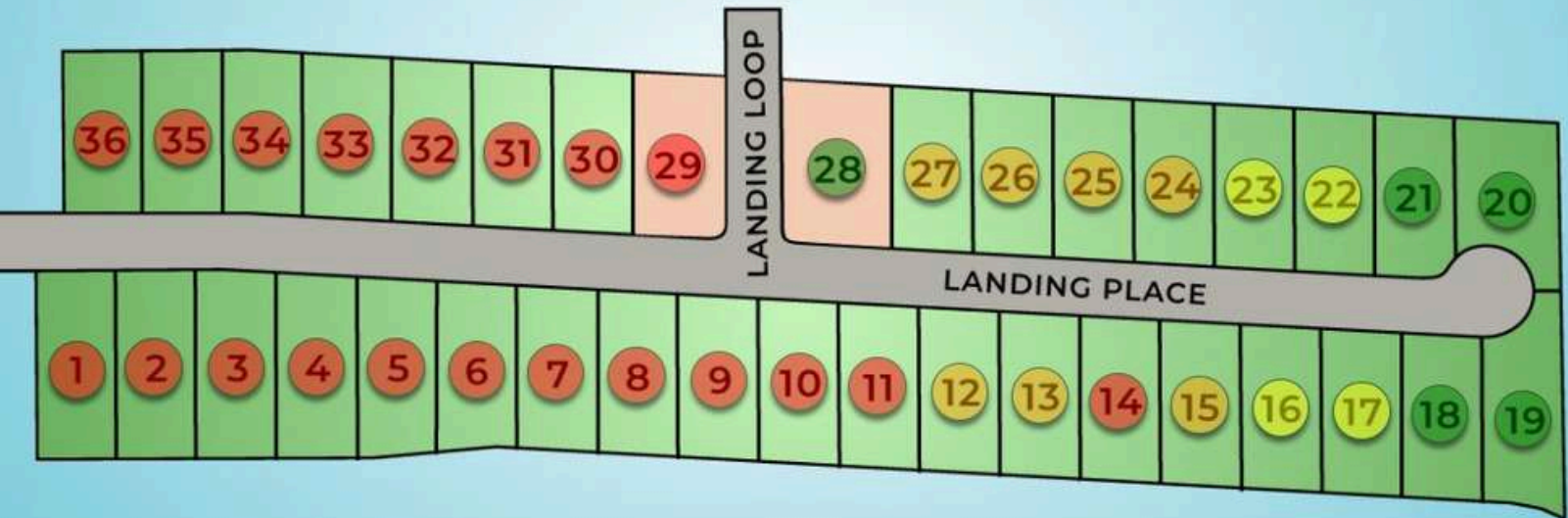
334.296.2438

7/26/24

Montgomery's Hometown Builder

DEATSVILLE, AL 36022

EXTRA \$2,000



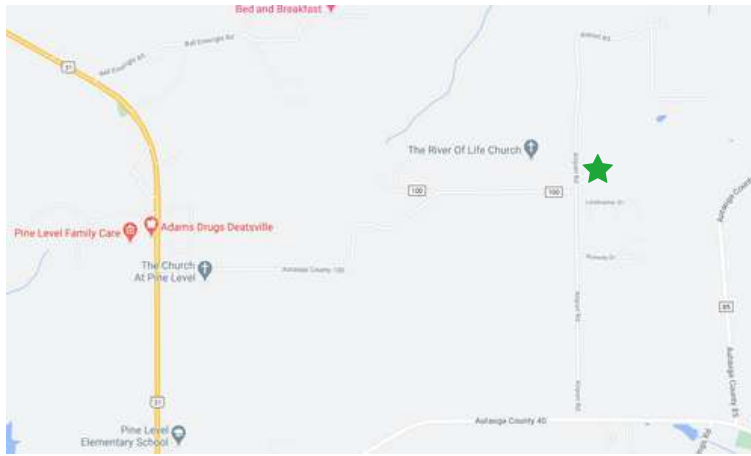
Unavailable

7/26/24

Montgomery



LANDING PLACE Airport Road, Deatsville, AL 36022



Standard Home Features

- Bermuda sod with shrubs
- Mailbox to match neighborhood
- Chimed doorbell
- Insulated exterior doors
- Steel panel garage door with 2 remotes
- Front & back porch lights
- 1 flood light
- 2 outside faucets
- Poured concrete driveway, walkway, & patio
- Ceramic tile in baths
- Carpet in bedrooms
- Vinyl in kitchen, breakfast area, & laundry room
- Wood cabinets in kitchen & baths
- Formica countertops in kitchen & baths
- Food waste disposal
- Over the range microwave (black)
- Dishwasher (black)
- Smooth top self cleaning range (black)
- Wood burning fireplace with wraparound mantle
- Ceramic tile around fireplace
- Lighting packages in oil rubbed or nickel finish
- Ceiling fans in master bedroom & family room
- Additional bedrooms are braced & wired for future fans
- Mirrors over all vanities
- Elongated toilets
- 2 inch faux wood window blinds throughout
- Electronic thermostat
- Attic access ladder
- Smoke detectors in each bedroom & hallway
- Carbon monoxide detector with attached garage
- Centralized cable command center including telephone jacks/TV cable outlets in each bedroom & great room

Construction Features

- Quality wood-framed construction
- Concrete slab on grade foundation
- 14.3 SEER air conditioning system
- High efficiency furnace
- Termite bond with sentricon system
- Rapid recovery heat pump hot water heater
- Spray foam insulation in all exterior walls & roofline
- Double pane windows with Low E & Argon gas
- RWC 7 year homeowners warranty

Optional Home Features

Appliances

Stainless Dishwasher, Stove & Microwave	\$350.00
Refrigerator 25 CU Side by Side - Black	\$1,300.00
Refrigerator 25 CU Side by Side - Stainless	\$1,890.00

Flooring

Vinyl Plank Flooring	\$4.50 per sq ft
Tile Flooring	\$7.50 per sq ft

Kitchen & Baths

Granite in Kitchen and Baths	\$2,800.00
Undermount sink in Kitchen	\$375.00
Undermount sink in Baths	\$150.00 each
Pantry or Linen Cabinet	\$500.00
Additional Vanity Cabinet (12")	\$200.00
Pull-Down Sprayer Kitchen Faucet in Chrome	\$200.00
4' Shower	\$300.00

Outdoor






6' Dog Ear Board on Board	\$23.00 per ln ft
Walk Gate	\$400.00 each
Drive Gate	\$800.00 each
Traditional Covered Patio	\$60.00 per sq ft
Aluminum Awning	\$18.00 per sq ft
Additional Concrete	\$6.00 per sq ft
10x20 Concrete parking pad	\$1,200.00
Additional Sod	\$4.00 per sq yard

Electrical

Additional LED Light	\$125.00 each
Additional Flood Light	\$160.00 each
Florescent Light in Garage	\$200.00 each
Additional Fan and Light Kit	\$200.00 each
Additional Plug Outlet	\$100.00 each
Additional Cable/Telephone Outlet	\$75.00 each
Additional Outdoor Plug	\$100.00 each
Pendant Light over Breakfast Bar	\$250.00 each
Outdoor Fan and Light Kit	\$250.00 each

Remove Fireplace (Credit)	\$800.00
---------------------------	----------

THE WINDSOR






 \$240,900  1559 SF  3 Bedrooms  2 Bathrooms  2 Car Garage



FLOOR PLAN FEATURES

- 10' Ceiling in Family Room
- Wood Burning Fireplace
- Large Kitchen Island with Breakfast Bar
- Dining Area & Breakfast Nook
- Ceiling Fans in Master & Great Room
- Separate Garden Tub & Shower in Master Bath
- Double Vanities in Master
- Large Walk-in Closets
- Raised Vanities
- Hard Tile in Foyer, Fireplace & Bath
- Attic Access from Inside Hall & Garage
- Centrally Wired Command Center
- Garage Door Openers
- 700 Yards of Bermuda Sod
- Spray Foam Insulation in All Exterior Walls & Roof Line
- Energy Saving Heat Pump Hot Water Heater
- Energy STAR Appliances & Fans
- Energy Consumption Monitor

THE ASPEN

 \$245,900  1655 SF  4 Bedrooms  2 Bathrooms  2 Car Garage








FLOOR PLAN FEATURES



- 10' Ceiling in Family Room
- Wood Burning Fireplace
- Large Kitchen Island with Breakfast Bar
- Dining Area & Breakfast Nook
- Ceiling Fans in Master & Great Room
- Separate Garden Tub & Shower in Master Bath
- Double Vanities in Master
- Large Walk-in Closets
- Raised Vanities
- Hard Tile in Foyer, Fireplace & Bath
- Attic Access from Inside Hall & Garage
- Centrally Wired Command Center
- Garage Door Openers
- 700 Yards of Bermuda Sod
- Spray Foam Insulation in All Exterior Walls & Roof Line
- Energy Saving Heat Pump Hot Water Heater
- Energy STAR Appliances & Fans
- Energy Consumption Monitor

THE WILLOW






 \$248,300  1658 SF  4 Bedrooms  2 Bathrooms  2 Car Garage



FLOOR PLAN FEATURES

- Separate Dining Room
- 10' Ceiling in Family Room
- Wood Burning Fireplace
- Eat-in Kitchen with Breakfast Nook
- Ceiling Fans in Master & Great Room
- Separate Garden Tub & Shower in Master Bath
- Large Walk-in Closet & Double Vanities in Master
- Raised Vanities
- Hard Tile in Foyer, Fireplace & Bath
- Attic Access from Inside Hall & Garage
- Centrally Wired Command Center
- Garage Door Openers
- 700 Yards of Bermuda Sod
- Spray Foam Insulation in All Exterior Walls & Roof Line
- Energy Saving Heat Pump Hot Water Heater
- Energy STAR Appliances & Fans
- Energy Consumption Monitor

THE PALMETTO

 \$250,900  1702 SF  4 Bedrooms  2 Bathrooms  2 Car Garage








FLOOR PLAN FEATURES

- 10' Ceiling in Family Room
- Wood Burning Fireplace
- Eat-in Kitchen with Large Island & Breakfast Nook
- Ceiling Fans in Master & Great Room
- Separate Garden Tub & Shower in Master Bath
- Large Walk-in Closet & Double Vanities in Master
- Raised Vanities
- Hard Tile in Foyer, Fireplace & Bath
- Attic Access from Inside Hall & Garage
- Centrally Wired Command Center
- Garage Door Openers
- 700 Yards of Bermuda Sod
- Spray Foam Insulation in All Exterior Walls & Roof Line
- Energy Saving Heat Pump Hot Water Heater
- Energy STAR Appliances & Fans
- Energy Consumption Monitor



THE COTTONWOOD

 \$252,900  1725 SF  4 Bedrooms  2 Bathrooms  2 Car Garage








FLOOR PLAN FEATURES



- 10' Ceiling in Family Room
- Wood Burning Fireplace
- Eat-in Kitchen with Large Island & Breakfast Nook
- Ceiling Fans in Master & Great Room
- Separate Garden Tub & Shower in Master Bath
- Large Walk-in Closet & Double Vanities in Master
- Raised Vanities
- Hard Tile in Foyer, Fireplace & Bath
- Attic Access from Inside Hall & Garage
- Centrally Wired Command Center
- Garage Door Openers
- 700 Yards of Bermuda Sod
- Spray Foam Insulation in All Exterior Walls & Roof Line
- Energy Saving Heat Pump Hot Water Heater
- Energy STAR Appliances & Fans

THE SAVANNAH






 \$254,900  1745 SF  4 Bedrooms  2 Bathrooms  2 Car Garage



FLOOR PLAN FEATURES

- Separate Dining Room
- 10' Ceiling in Family Room
- Wood Burning Fireplace
- Eat-in Kitchen with Breakfast Bar & Breakfast Nook
- Ceiling Fans in Master & Great Room
- Separate Garden Tub & Shower in Master Bath
- Large Walk-in Closet & Double Vanities in Master
- Raised Vanities
- Hard Tile in Foyer, Fireplace & Bath
- Attic Access from Inside Hall & Garage
- Centrally Wired Command Center
- Garage Door Openers
- 700 Yards of Bermuda Sod
- Spray Foam Insulation in All Exterior Walls & Roof Line
- Energy Saving Heat Pump Hot Water Heater
- Energy STAR Appliances & Fans
- Energy Consumption Monitor

THE SAWGRASS

 \$255,500  1764 SF  4 Bedrooms  2 Bathrooms  2 Car Garage








FLOOR PLAN FEATURES



- Separate Dining Room
- 10' Ceiling in Family Room
- Wood Burning Fireplace
- Eat-in Kitchen with Breakfast Bar & Breakfast Nook
- Ceiling Fans in Master & Great Room
- Separate Garden Tub & Shower in Master Bath
- Large Walk-in Closet & Double Vanities in Master
- Raised Vanities
- Hard Tile in Foyer, Fireplace & Bath
- Attic Access from Inside Hall & Garage
- Centrally Wired Command Center
- Garage Door Openers
- 700 Yards of Bermuda Sod
- Spray Foam Insulation in All Exterior Walls & Roof Line
- Energy Saving Heat Pump Hot Water Heater
- Energy STAR Appliances & Fans
- Energy Consumption Monitor

THE SWEETBAY

 \$256,100  1792 SF  4 Bedrooms  2 Bathrooms  2 Car Garage








FLOOR PLAN FEATURES

- Separate Dining Room
- 10' Ceiling in Family Room
- Wood Burning Fireplace
- Eat-in Kitchen with Breakfast Bar & Breakfast Nook
- Ceiling Fans in Master & Great Room
- Separate Garden Tub & Shower in Master Bath
- Large Walk-in Closet & Double Vanities in Master
- Raised Vanities
- Hard Tile in Foyer, Fireplace & Bath
- Attic Access from Inside Hall & Garage
- Centrally Wired Command Center
- Garage Door Openers
- 700 Yards of Bermuda Sod
- Spray Foam Insulation in All Exterior Walls & Roof Line
- Energy Saving Heat Pump Hot Water Heater
- Energy STAR Appliances & Fans



THE BIRCH






 \$256,500  1803 SF  4 Bedrooms  2 Bathrooms  2 Car Garage



FLOOR PLAN FEATURES

- 10' Ceiling in Family Room
- Wood Burning Fireplace
- Large Kitchen Island with Breakfast Bar
- Dining Area & Breakfast Nook
- Ceiling Fans in Master & Great Room
- Separate Garden Tub & Shower in Master Bath
- Double Vanities in Master
- Large Walk-in Closets
- Raised Vanities
- Hard Tile in Foyer, Fireplace & Bath
- Attic Access from Inside Hall & Garage
- Centrally Wired Command Center
- Garage Door Openers
- 700 Yards of Bermuda Sod
- Spray Foam Insulation in All Exterior Walls & Roof Line
- Energy Saving Heat Pump Hot Water Heater
- Energy STAR Appliances & Fans
- Energy Consumption Monitor

THE MAGNOLIA

 \$262,300  1857 SF  4 Bedrooms  2 Bathrooms  2 Car Garage



FLOOR PLAN FEATURES

- Separate Dining Room
- 10' Ceiling in Family Room
- Wood Burning Fireplace
- Eat-in Kitchen with Breakfast Bar & Breakfast Nook
- Ceiling Fans in Master & Great Room
- Separate Garden Tub & Large Shower in Master Bath
- 2 Large Walk-in Closets & Double Vanities in Master
- Raised Vanities
- Hard Tile in Foyer, Fireplace & Bath
- Attic Access from Inside Hall & Garage
- Centrally Wired Command Center
- Garage Door Openers
- 700 Yards of Bermuda Sod
- Spray Foam Insulation in All Exterior Walls & Roof Line
- Energy Saving Heat Pump Hot Water Heater
- Energy STAR Appliances & Fans
- Energy Consumption Monitor